




# Application Tips

## STEP 1 – SURFACE PREPARATION




Remove all loose, flaking, or oxidized paint from the manufacturer's approved surface by water-blasting, scraping, and/or sanding. In some cases, sand blasting may be necessary to remove any excessive build of old paints or coatings. Remove all dust and debris and allow walls to dry.

## STEP 2 – CRACK FILLING




Fill cracks that are less than 1/8" with TEX-COTE® FLEX-PATCH®. Cracks larger than 1/8" must be filled with an appropriate cement patching compound. Allow patching compound to fully cure.

## STEP 3 – CAULKING/ SEALING



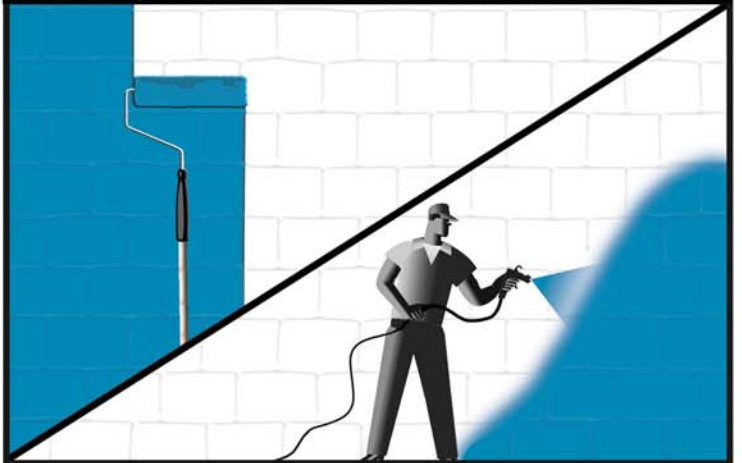
Apply a high quality acrylic caulk to the bottom edge of the wall as well as any other areas where water intrusion could occur. All surfaces must be dry prior to applying primer and moisture content should not exceed 50%, otherwise blushing or whitening of the final CLEAR-COTE may occur.

## STEP 4 – WASH-GUARD™ CLASSIC PRIMER



Apply one coat of the WASH-GUARD™ Classic Primer at a rate of 80-100 square feet per gallon with a 1/2" – 3/4" nap roller (1/2" roller should be used on smoother surfaces and 3/4" roller on surfaces with heavier textures) or with commercial grade airless sprayer and .015 - .025 tip.\* Allow to cure for a minimum of 4-6 hours. Use of fans in enclosed areas will speed up cure time.

## STEP 5 – WASH-GUARD™ COOLWALL® SUPER-COTE™



Apply two coats of the WASH-GUARD™ COOLWALL® SUPER-COTE™ at a rate of 400 square feet per gallon each coat with a 1/2" nap roller or with commercial grade airless sprayer and .015 - .025 tip.\* Allow to cure for a minimum of 2-4 hours between coats and for a minimum of 4 hours before coating with WASH-GUARD™ CLEAR-COTE™.

# Application Tips



Mix WASH-GUARD™ CLEAR-COTE™ Part A and Part B components with mixing blade and drill prior to application. Begin by mixing Part A then slowly adding Part B, keeping a good vortex the entire time. Continue to mix for 2 – 3 minutes. Mixed material will have a milky appearance but will dry clear. Once mixed, material must be applied within 2 hours. Do not close the lid on unused material as pressure will build up in the can.



Apply WASH-GUARD™ CLEAR-COTE in two coats at a rate 350 square feet per gallon each by rolling evenly with a ½” nap quality roller cover. Back-roll to force material into any voids. Allow first coat to dry to touch before applying second coat. Be sure to roll evenly at recommended square footage rate, keeping a wet edge at all times. ANY EXCESSIVE BUILD-UP OF CLEAR-COTE WILL RESULT IN A CLOUDY FILM.

\*If Primer or SUPER-COTE™ is applied by sprayer, GRACO 5900HD or equivalent commercial grade airless sprayer with a minimum pressure of 3000 PSI at the tip should be used.

WASH-GUARD™ Classic Primer and SUPER-COTE™ are available in one and five gallon containers. WASH-GUARD™ CLEAR-COTE is available in 0.9 gallon kits. Typical substrates include CMU block, tilt-up/ precast concrete, cement fiberboard, and brick. For applications to surfaces other than those contained in the Technical Data Sheet please contact our technical department at 800-454-0340. Air and surface temperatures during application should be at least 45°F and rising, not to exceed 100°F. Refer to complete technical and safety information available at [www.texcote.com](http://www.texcote.com) for full information on product before applying. CAUTION: Do not close the lid on unused CLEAR-COTE as pressure will build up in the can.

CORPORATE HEADQUARTERS • 2422 E. 15th Street, Panama City, FL 32405 • P: 850-769-0347 F: 850-913-8619  
SALES OFFICE • 4101 Ravenswood Road, Suite 218 Ft. Lauderdale, FL 33312 • P: 954-581-0771 F: 954-581-9516  
WESTERN PLANT • 5950 S. Avalon Blvd., Los Angeles, CA 90003 • P: 323-233-3111 F: 323-232-1071

©2011 Textured Coatings of America, Inc. All Rights Reserved. TEX-COTE®, COOLWALL®, and FLEX-PATCH® are registered trademarks of Textured Coatings of America, Inc. WASH-GUARD™ and SUPER-COTE™ are trademarks of Textured Coatings of America, Inc.

ONLY FROM  
 **TEX-COTE**<sup>®</sup>  
TEXTURED COATINGS OF AMERICA, INC.

[www.texcote.com](http://www.texcote.com)